
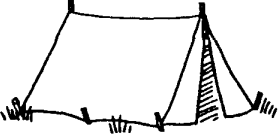





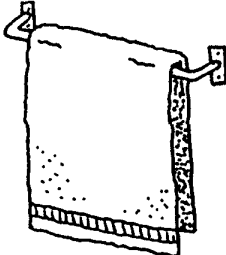



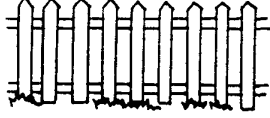



## Picture Sort for Initial F and T

Enlarge this sheet to a full 8 1/2 by 11 size. Cut apart the pictures. Lay down the letter cards for F and T and sort the pictures in columns beneath the letters that begin with the same sound. Model several pictures to help students get started and then turn the sorting task over to them. After sorting in a group, give children their own individual sheets to cut apart and sort for themselves. Follow up by asking children to draw more things that begin with these same letters.

Ff	Tt	
		
		
4		
		
	2	